

Scaled data based on original data using
LM-79-08 Approved Method: Electrical and Photometric Measurements of Solid-
State Lighting Products

Test Report Prepared for
Cooper Lighting Solutions
(formerly Eaton)

Brand: McGRAW-EDISON

Report Number: P940133

Luminaire Tested: **GALN-SB3A-760-U-T1**

Issue Date: 1/21/2025

Test Information

Test Method: LM-79-08
Report Number: P940133
TEST IS SCALED FROM IESNA LM-79-08 TEST DATA (G2-2405-108-2)
Test Lab: INNOVATION CENTER
Issue Date: 1/21/2025
Manufacturer: COOPER LIGHTING SOLUTIONS (FORMERLY EATON)
Product Line: McGRAW-EDISON
Catalog Number: GALN-SB3A-760-U-T1
Description: GALLEON AREA AND ROADWAY HIGH DENSITY LED LUMINAIRE
(3) 70 CRI, 5700K, 350mA LIGHTSQUARES WITH 26 LEDS EACH AND TYPE I OPTICS
Light Source: -
Ballast/Driver: -

Summary

Lumens per Lamp: N/A
Luminaire Lumens: 14086 lumens
Efficiency: N/A
Efficacy: 166.3 lumens/watt
Luminous Opening: Rectangular (W 1' x L: 1' x H: 0')
IES Classification: Type I - Short
BUG Rating: B4 - U0 - G4

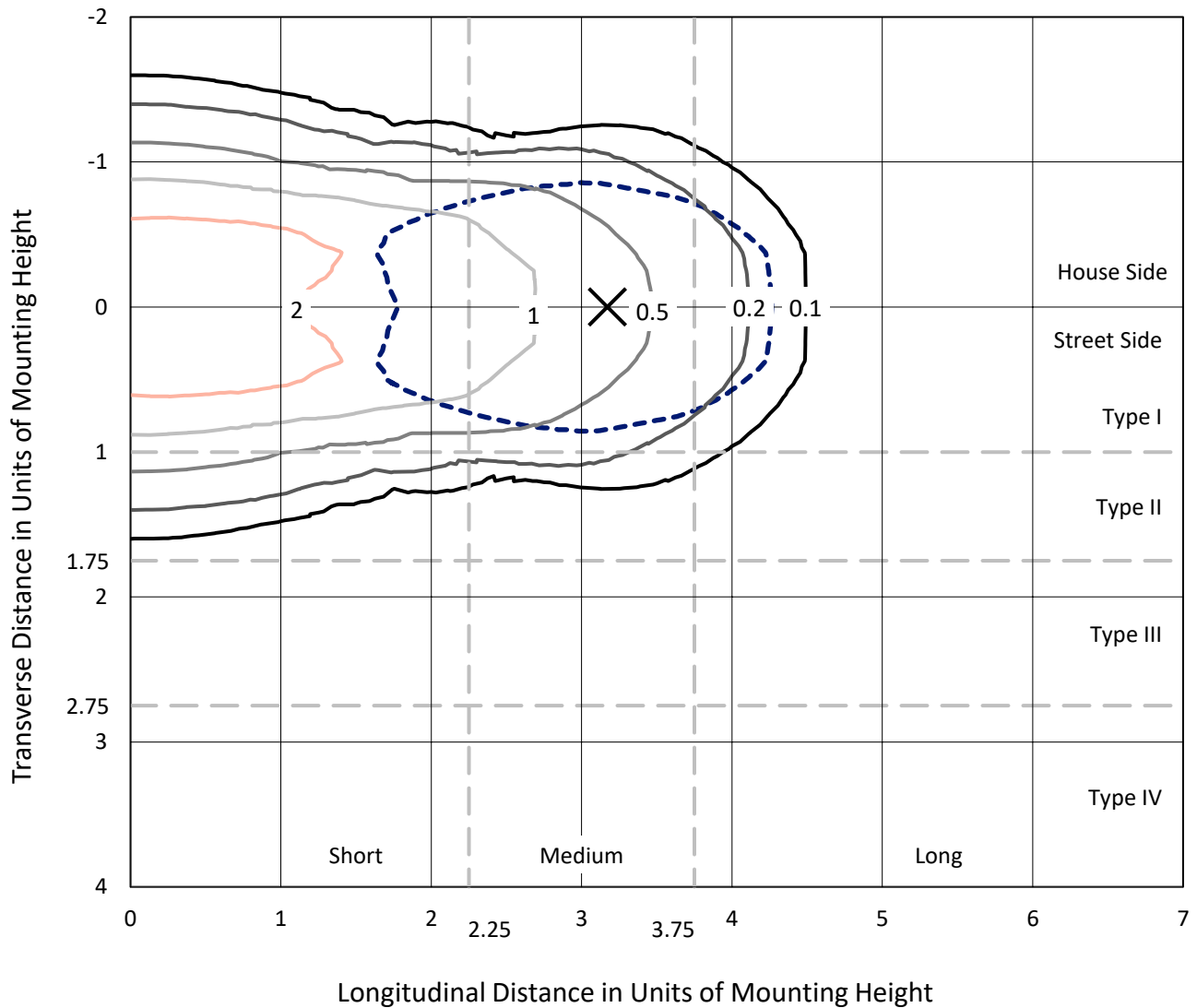
Input Watts (W): 84.7
Input Voltage (V): NR
Input Current (Ain): NR
Voltage Rise (V): NR
Power Factor: NR
Total Harmonic Distortion (THDi): NR
Frequency (hertz): 60
Stabilization Time: NR
Operation Time: NR
Ambient Temperature (°C): NR
Test Distance: 24 FT



REPORT NUMBER: P940133
 CATALOG NUMBER: GALN-SB3A-760-U-T1

Iso-Footcandle Lines of Horizontal Illumination

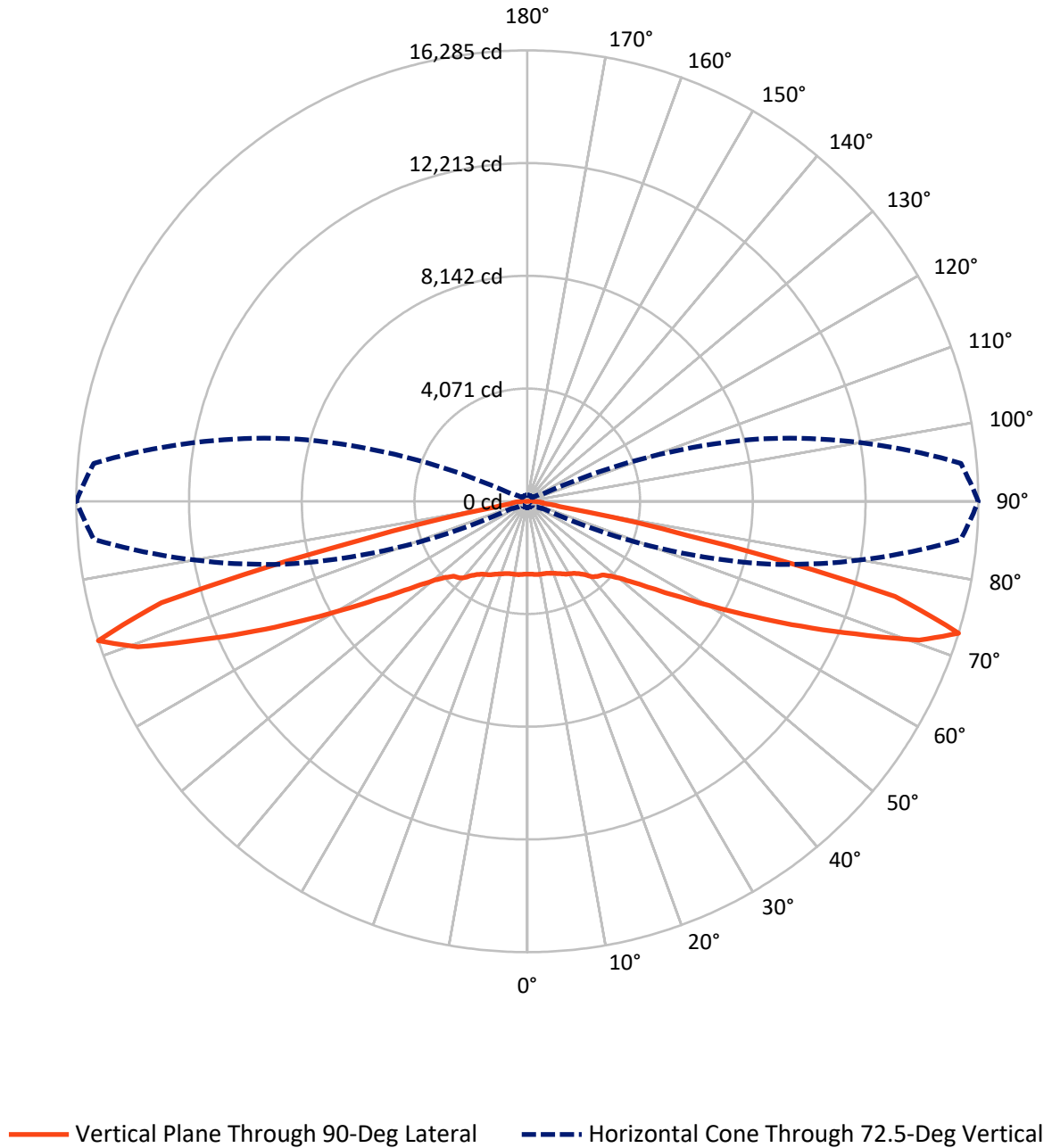
✕ Max cd
 - - - 1/2 Max cd



Based on 25 foot mounting height. Maximum calculated value = 4.2 fc
 Type I - Short - N/A

REPORT NUMBER: P940133
CATALOG NUMBER: GALN-SB3A-760-U-T1

Luminous Intensity Polar Plot



REPORT NUMBER: P940133
 CATALOG NUMBER: GALN-SB3A-760-U-T1

FLUX DISTRIBUTION:

		Downward	Upward	Total
House Side	Lumens	7043.0	0.0	7043.0
	% Fixture	50.0	0.0	50.0
Street Side	Lumens	7043.0	0.0	7043.0
	% Fixture	50.0	0.0	50.0
Total	Lumens	14086.0	0.0	14086.0
	% Fixture	100.0	0.0	100.0

Coefficient of Utilization

ZONAL LUMENS:

Zone	Lumens	% Fixture
0°-10°	255.2	1.8
10°-20°	780.3	5.5
20°-30°	1301.2	9.2
30°-40°	1789.5	12.7
40°-50°	2185.5	15.5
50°-60°	2527.7	17.9
60°-70°	3013.9	21.4
70°-80°	2103.5	14.9
80°-90°	129.2	0.9
90°-100°	0.0	0.0
100°-110°	0.0	0.0
110°-120°	0.0	0.0
120°-130°	0.0	0.0
130°-140°	0.0	0.0
140°-150°	0.0	0.0
150°-160°	0.0	0.0
160°-170°	0.0	0.0
170°-180°	0.0	0.0
0°-90°	14086.0	100.0
0°-180°	14086.0	100.0



REPORT NUMBER: P940133

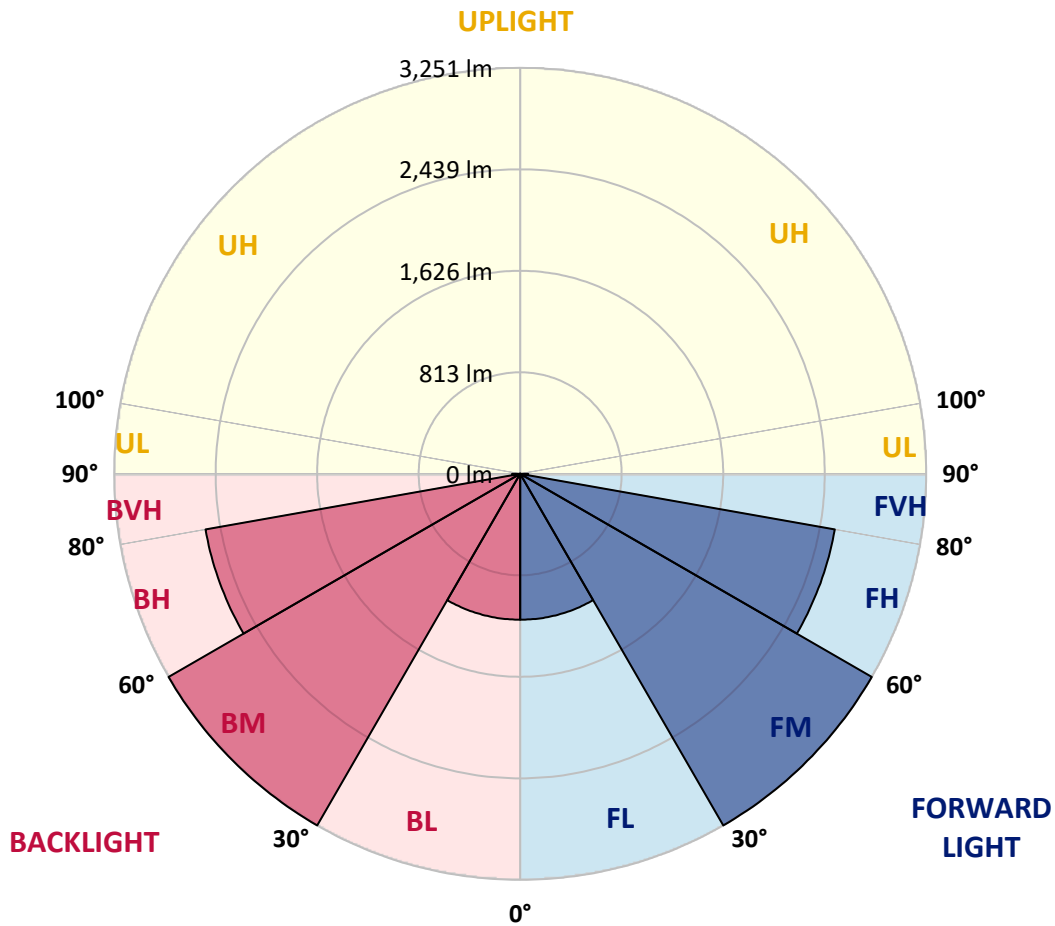
CATALOG NUMBER: GALN-SB3A-760-U-T1

LUMINAIRE CLASSIFICATION SYSTEM LUMEN TABLE AND BUG RATING:

Zone	Lumens	% Fixture	Zone Rating/Lumen Limit		
			B	U	G
FL (0°-30°)	1168.4	8.3			
FM (30°-60°)	3251.3	23.1			
FH (60°-80°)	2558.7	18.2			G2/5000
FVH (80°-90°)	64.6	0.5			G1/100
BL (0°-30°)	1168.4	8.3	B3/2500		
BM (30°-60°)	3251.3	23.1	B3/5000		
BH (60°-80°)	2558.7	18.2	B4/5000		G4/5000
BVH (80°-90°)	64.6	0.5			G1/100
UL (90°-100°)	0.0	0.0		U0/0	
UH (100°-180°)	0.0	0.0		U0/0	

BUG Rating: B4-U0-G4

Type I Short



REPORT NUMBER: P940133
 CATALOG NUMBER: GALN-SB3A-760-U-T1

CANDELA DISTRIBUTION (FULL):

	0°	5°	15°	25°	35°	45°	55°	65°	75°	85°
0°	2632.1	2632.1	2632.1	2632.1	2632.1	2632.1	2632.1	2632.1	2632.1	2632.1
2.5°	2634.4	2637.4	2637.4	2635.1	2640.4	2635.9	2635.9	2633.6	2635.9	2633.6
5°	2647.8	2651.6	2653.1	2652.3	2659.1	2655.3	2655.3	2652.3	2653.1	2650.8
7.5°	2673.3	2678.5	2681.5	2685.3	2695.0	2690.5	2687.5	2678.5	2674.8	2668.8
10°	2681.5	2687.5	2697.2	2716.7	2739.2	2739.9	2730.9	2708.5	2691.3	2677.8
12.5°	2656.1	2664.3	2684.5	2724.2	2774.4	2794.6	2780.3	2742.9	2709.2	2685.3
15°	2623.9	2632.9	2663.6	2723.4	2797.6	2844.7	2843.2	2793.8	2739.9	2702.5
17.5°	2573.7	2582.7	2626.9	2710.7	2815.5	2893.4	2914.3	2863.4	2787.8	2737.7
20°	2483.1	2491.4	2552.8	2670.3	2821.5	2945.0	2999.7	2954.8	2860.4	2792.3
22.5°	2365.6	2378.3	2450.2	2600.7	2807.3	2998.9	3097.0	3066.3	2945.0	2850.7
25°	2239.8	2253.3	2337.2	2515.3	2770.6	3037.9	3212.3	3192.8	3040.9	2923.3
27.5°	2131.3	2145.5	2236.9	2430.7	2713.7	3052.8	3326.1	3335.8	3156.9	3003.4
30°	2046.0	2059.4	2156.7	2362.6	2640.4	3037.9	3425.6	3493.0	3275.2	3073.0
32.5°	1952.4	1969.6	2072.2	2279.5	2553.5	3001.9	3512.5	3663.0	3412.2	3147.9
35°	1834.1	1849.8	1957.6	2165.7	2439.7	2944.3	3585.1	3851.6	3608.3	3261.7
37.5°	1690.4	1705.3	1812.4	2023.5	2326.7	2863.4	3640.5	4064.2	3841.9	3425.6
40°	1545.9	1560.1	1660.4	1864.8	2191.2	2760.1	3660.0	4272.3	4109.9	3651.0
42.5°	1413.4	1426.1	1518.2	1708.3	2039.2	2628.4	3634.5	4453.5	4350.2	3808.2
45°	1291.4	1302.6	1384.2	1561.6	1881.3	2468.2	3558.2	4648.1	4636.2	3920.5
47.5°	1152.1	1163.3	1247.9	1419.4	1723.3	2280.3	3428.6	4839.8	5033.7	4175.0
50°	982.2	991.9	1078.7	1255.4	1559.4	2080.4	3249.0	4990.2	5535.2	4560.5
52.5°	780.8	791.3	875.9	1052.5	1364.7	1865.5	3012.4	5088.3	6114.7	5123.5
55°	580.9	588.4	661.8	820.5	1123.7	1620.7	2716.0	5116.0	6771.9	5893.1
57.5°	421.5	426.0	473.1	591.4	851.9	1314.6	2355.9	5044.1	7554.2	6879.7
60°	341.4	342.9	357.1	409.5	592.2	968.7	1920.9	4797.1	8403.2	8151.6
62.5°	309.9	309.9	313.7	327.9	400.5	639.3	1394.7	4285.1	9313.5	9758.9
65°	288.2	288.2	289.7	296.5	315.9	407.2	880.4	3451.1	10080.8	11641.7
67.5°	268.8	269.5	268.8	271.0	282.2	300.9	510.6	2383.6	10494.0	13592.5
70°	248.5	250.0	246.3	246.3	255.3	256.0	319.7	1307.1	10151.2	15227.5
72.5°	224.6	226.8	220.8	219.3	226.1	223.1	240.3	627.3	8715.3	15715.6
75°	203.6	206.6	193.1	189.4	189.4	187.2	195.4	321.9	5656.5	12820.0
77.5°	184.9	190.9	169.2	157.2	154.2	147.5	159.5	196.9	2474.2	6018.8
80°	152.7	161.0	139.2	125.0	119.8	112.3	125.8	137.7	735.9	1397.7
82.5°	113.8	117.5	98.8	89.1	84.6	79.4	94.3	95.8	239.6	494.8
85°	72.6	74.1	60.6	52.4	50.2	47.9	59.9	52.4	91.3	363.8
87.5°	25.5	29.2	23.2	21.0	22.5	18.7	27.7	15.7	25.5	256.8
90°	0.0	0.0	0.0	0.0	0.0	0.0	0.0	0.0	0.0	0.0

(END C

90°

2632.1
2633.6
2650.8
2668.8
2675.5
2681.5
2696.5
2729.4
2779.6
2833.5
2899.4
2978.0
3036.4
3101.5
3210.0
3356.8
3577.6
3713.9
3793.2
4028.3
4376.4
4896.7
5609.3
6522.7
7701.7
9156.3
10879.6
12769.8
15011.2
16284.5
13712.3
5893.8
1338.5
559.2
528.5
318.2
0.0

OF REPORT)